



YARDI® ELEVATE

Elevate your asset performance.



BUSINESS INTELLIGENCE | BENCHMARKING | MARKET DATA | REVENUE MANAGEMENT | BUDGETING



MULTIFAMILY

MORE CONTROL

MORE ACCESS

MORE RESULTS

THE PREMIER SUITE
FOR MULTIFAMILY
ASSET MANAGEMENT

Leverage big data to drive big results for your portfolio. Elevate is a complete multifamily asset management solution that includes market intelligence, revenue management, business intelligence, benchmarking, budgeting and forecasting. Gain unprecedented visibility into your portfolio to lower costs, raise revenue and mitigate operational risk.

YardiElevate.com





YARDI ELEVATE

MULTIFAMILY

Asset Performance	1
Revenue Management	5
Market Research	9
Budgeting & Forecasting	13

KEY BENEFITS

- Benchmark your asset performance to the market with the ability to configure your comparison set based on asset attributes
- Use just-in-time marketing recommendations to predict future vacancy and prescribe proactive actions for higher revenue
- Make data accessible and actionable with interactive dashboards that display all your key performance metrics
- Access from anywhere across multiple devices and browsers





ASSET PERFORMANCE

ELEVATE INSIGHTS

Gain in-depth analytical insights into your operations including your finances and competitive environment. Powerful benchmarking, predictive insights and prescriptive recommendations help you drive asset value and meet your operational goals.

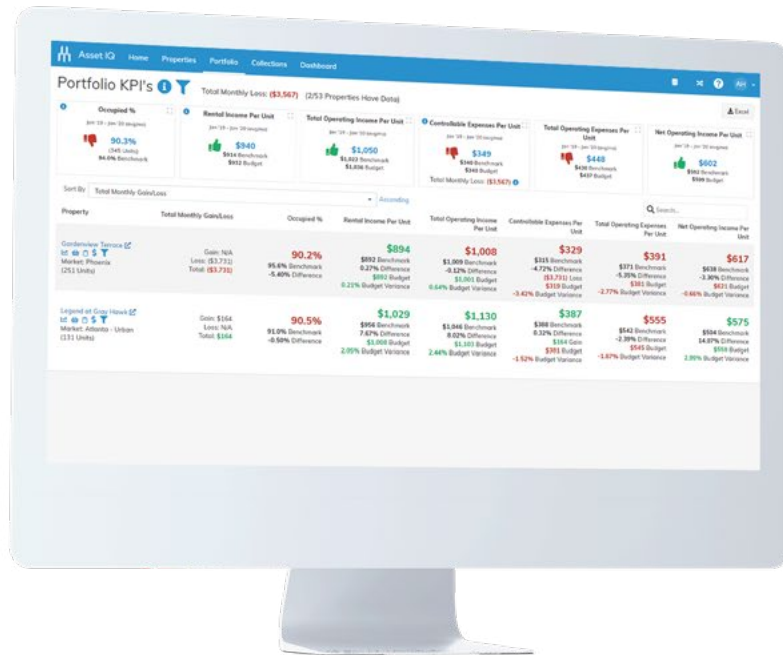


YARDI ASSET IQ

Designed specifically for CEOs, COOs, asset managers and other operational managers, Asset IQ delivers unprecedented visibility into your operations and competitive environment. Asset IQ provides in-depth analytical insights into your operational and financial data with comparable benchmarking, predicted outcomes and recommended actions to optimize asset performance by lowering costs, balancing risk and increasing revenue.

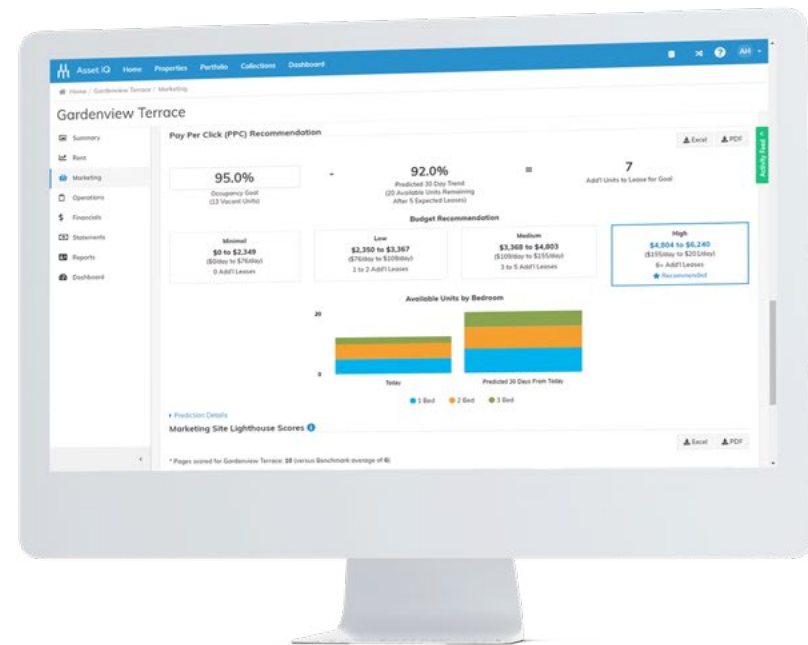
BENCHMARK REVENUE & EXPENSES

Expense and revenue metrics provide a holistic comparison of your asset performance vs. the market. Gain insight into your detailed, ledger-level expenses compared to similar properties in the same market to identify opportunities to reduce costs. Detailed revenue metrics highlight opportunities for revenue growth.



POWERFUL ANALYTICS

Data is accessible and actionable with unfragmented visibility into maintenance, marketing, operations, revenue and financial performance. Prescriptive recommendations promote informed business decisions that reduce risk and elevate asset performance. With broader, cleaner data sets, the system uses artificial intelligence to learn over time while connecting data and decision making.



ROBUST REVENUE MANAGEMENT

By coordinating portfolio-wide revenue management, marketing, expense and revenue budgeting data, Asset IQ delivers smart recommendations to help companies make excellent business decisions to elevate revenue performance.

JUST-IN-TIME MARKETING

Asset IQ uses machine learning to anticipate future notices and availability. The system predicts expected leads and leases from your pipeline to forecast how many leases will materialize, resulting in your expected vacancy exposure, and then recommends prescriptive marketing action to generate high-converting leads. You'll reduce your marketing costs over time when you spend the right amount, on the right channels and at the right time.



KEY FEATURES

- Benchmarking to the market lets you configure your comparison set based on asset attributes
- Just-in-time marketing recommendations predict future vacancy and prescribe proactive actions to generate higher revenue
- Data is accessible and actionable with interactive dashboards that display all your key performance metrics
- Dashboards easily show performance against benchmarks and budgets



KEY BENEFITS

- Benchmark results against market and submarkets
- Compare occupancy trends vs. market
- Improve pricing decisions with market economic data and automated market surveys
- Ensure success with the dedicated support of an experienced revenue manager
- Automate profitable decision-making across your organization





REVENUE MANAGEMENT

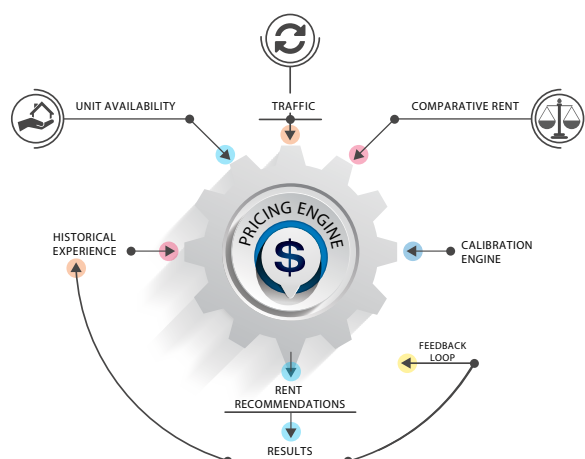
OPTIMIZE REVENUE & OCCUPANCY

Revenue management that empowers leasing staff to
close more high-value leases and raise in-place rents
while reducing vacancy loss and turn costs.



YARDI RENTMAXIMIZER

Increase rental income and improve occupancy with a dynamic revenue management system built into Yardi Voyager and Asset IQ. Designed to optimize revenue by pricing leases using the balance between your real-time inventory, traffic and market conditions from Yardi Matrix, RENTmaximizer provides complete visibility into your rent movement and your financial and operational performance. RENTmaximizer is intuitive and reacts to other operational activities, from site improvements to marketing. Get accurate and timely information regarding your market – including every comp and how you compete.



RENTmaximizer allows for fast adjustment to market conditions and changes in your inventory and traffic — while adjusting for cost constraints such as vacancy loss, turnover costs, inventory hold days and lease expiration management.

BETTER RESULTS

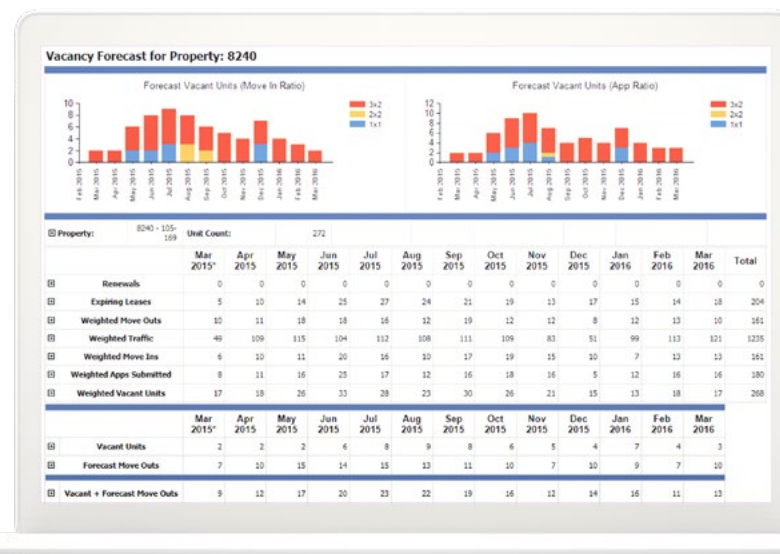
This intuitive, transparent pricing system empowers your sales force, provides clear and comprehensive reporting and promotes adoption throughout your organization. Leases are priced by the system daily, which allows for fast adaptation to market conditions and changes in your inventory and traffic, while adjusting for cost constraints such as vacancy loss, turnover costs, inventory hold days and lease expiration management.

BETTER SERVICE

You manage your business, we manage your pricing. Only Yardi provides you with a dedicated revenue manager with valuable industry experience along with your revenue management software. Your dedicated revenue manager will get to know your business processes, assets and goals to provide superior support and will work with you to maximize your returns. And as a RENTmaximizer client, you'll receive this service and training continuously to promote ongoing success.

COMPLETE VISIBILITY

RENTmaximizer provides holistic revenue intelligence for your operations team. With this transparent system you'll see everything from rental rates and occupancy data to property performance benchmarking (compared to the market, submarket and competition). Prospects and residents will gain various pricing options, while your managers will enjoy greater confidence that you are delivering the best possible rental prices.



RENTmaximizer provides total visibility into your vacancy forecast.



Clear and comprehensive metrics focus on all operational components that drive revenue including rental income, concessions, occupancy and rental rate, not just pricing. The Performance Benchmark Detail report allows you to view data across several months.

Historical information and other metrics help you manage and forecast lease expirations.



KEY FEATURES

- Industry benchmarking data provides complete visibility for more successful pricing
- Multiple pricing options fit customer needs and address fair housing concerns
- Predictable daily pricing allows for fast adjustment to market conditions and your inventory
- Analytical reporting provides complete intelligence on components that drive maximum revenue
- Superior service and ongoing training from experienced revenue managers

MARKET INTELLIGENCE

Yardi Matrix provides nationwide intelligence on markets, submarkets, competition, developments, rents, occupancy and more. This data delivers accurate indicators of economic trends and performance and helps you price apartments profitably. When this market-specific data is incorporated with your RENTmaximizer data, you can accurately benchmark performance and factor it into rent projections and calculations which enhances your revenue management strategy and helps boost the performance of individual assets.



KEY BENEFITS

- Visualize comprehensive property details including photos, unit mix, rents and key characteristics
- Know real ownership and key contacts and their portfolio details
- Compare sales and rents, see in-place loans, expiration dates, amounts and loan abstracts
- Improve assumptions with expense comps
- Gain insight into new construction pipeline from zoning through completion





MARKET RESEARCH

KNOW YOUR MARKETS

The real estate industry's most robust research platform for deep market data and forecasts with complete intelligence for acquisitions, benchmarking and market valuations.

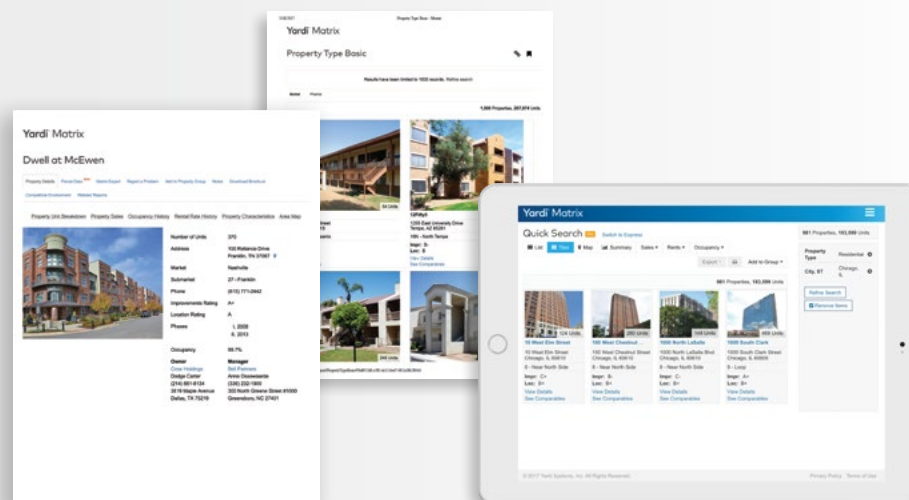


YARDI MATRIX

Empower your business with the same information that leading real estate investors across the U.S. rely on to make better business decisions. Yardi Matrix delivers the information you need to take control of property prospecting, underwriting and asset management processes. All parties gain value from Matrix—asset managers, acquisition groups, operations, marketing and more.

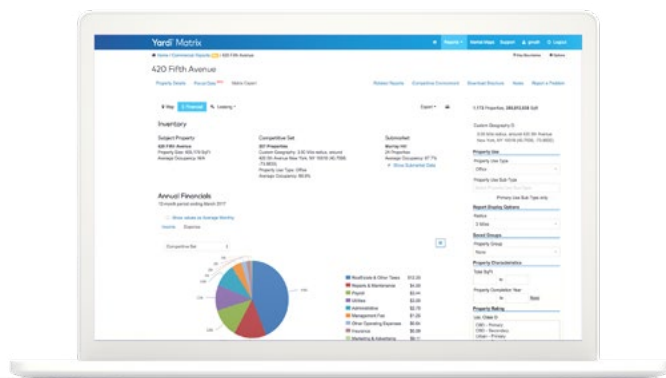
COMPLETE PROPERTY RESEARCH

Matrix does the heavy lifting—with extensive quality control—to compile property-level research that closes deals and drives value. We save you time by unveiling the true ownership of LLCs and senior-level contacts, abstracting all senior loans, continuously updating sales data, obtaining lease rents, and providing data-driven occupancy and forecasts.



ACTIONABLE ANALYSIS

Get the data you need to analyze and feed your own financial models, so you don't waste time pursuing unproductive deals. Find that needle in the haystack—the right deal—with our unique asset rating system and loan maturity schedules. And with Yardi Matrix's exclusive revenue and expense comp data, you'll know the deal is in your strike zone before devoting your valuable time on it.

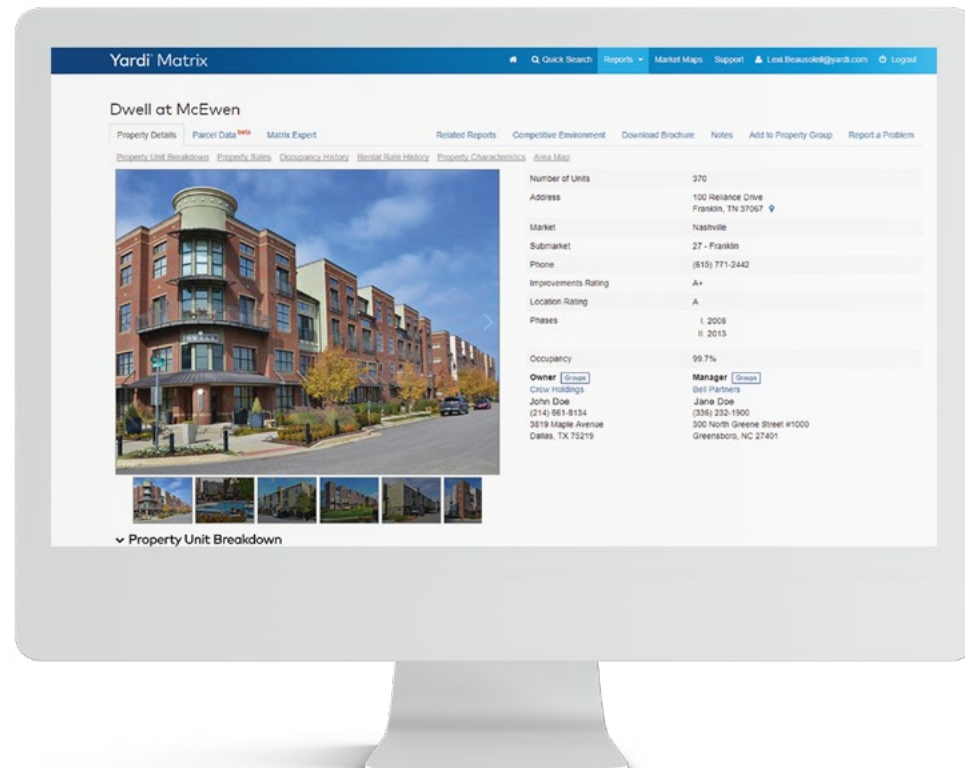


ACCURATE TRACKING

Track asset performance and the valuation of your properties—along with those of your competitors or potential partners. Our proprietary improvement and location ratings systems allow you to compare apples to apples—giving you fair and balanced performance information to act upon.

MARKET INSIGHTS

Whatever your role—asset management, acquisitions, refinance underwriting, valuations or sales—Matrix is your source for actionable information. Our renowned institutional research on markets, investment strategy and long-term trends is at your fingertips and included as a subscriber.



KEY FEATURES

- Full ownership and management information
- In-place loans; construction, permanent, CMBS and their expirations
- Aggregated and anonymized revenue and expense comps—an industry exclusive
- Patented property improvement and location ratings systems
- Full competitive analysis to similar properties near your asset
- Comprehensive market economic data including demographics, labor statistics and the construction pipeline
- Data-driven occupancy and long-range forecasts
- Cloud-based services and mobile access



KEY BENEFITS

- Generate a revenue and expense budget quickly using your historical Voyager unit-level data to predict revenue growth
- Model ancillary income and other charges to predict the impact on your revenue
- Estimate your income from planned renovations
- Streamline budgeting with workflow, versioning and collaboration tools





BUDGETING &

FORECASTING

FORECAST THE FUTURE

Bring together actual historical unit-level performance data with market outlooks and deep business intelligence measures for an accurate revenue and expense forecast that aligns to your entire organization.



YARDI FORECAST IQ

Quickly generate complete revenue and expense budgets through an intuitive and responsive user interface. Forecast IQ gives you automatic access to your Voyager unit and lease-level data to power instant predictions for annual revenue and ancillary income. Predictions are based on data-driven market assumptions and a powerful calculation engine.

ALL-IN-ONE DASHBOARD

Get a complete picture of each asset's budget status for your entire portfolio on one clean and easy-to-use dashboard. Drill down to any asset and view all budget versions with all associated information needed to generate an accurate and informed forecast.

ACCURATE PROJECTIONS

Harness the power of your actual historic performance data for an accurate prediction of an asset's future revenue performance including new and renewal growth rates. Understanding the past allows you to make better predictions for your future growth.

RENTAL INCOME PREDICTIONS

Forecast IQ predicts your actual renewals and move-outs by analyzing in-place leases for each unit and applying the appropriate renewal rate and new lease rent growth to project actual rental income on a unit-by-unit basis. Estimated vacancy loss, turn-times and concessions are also factored in.

UNLIMITED INCOME MODELS

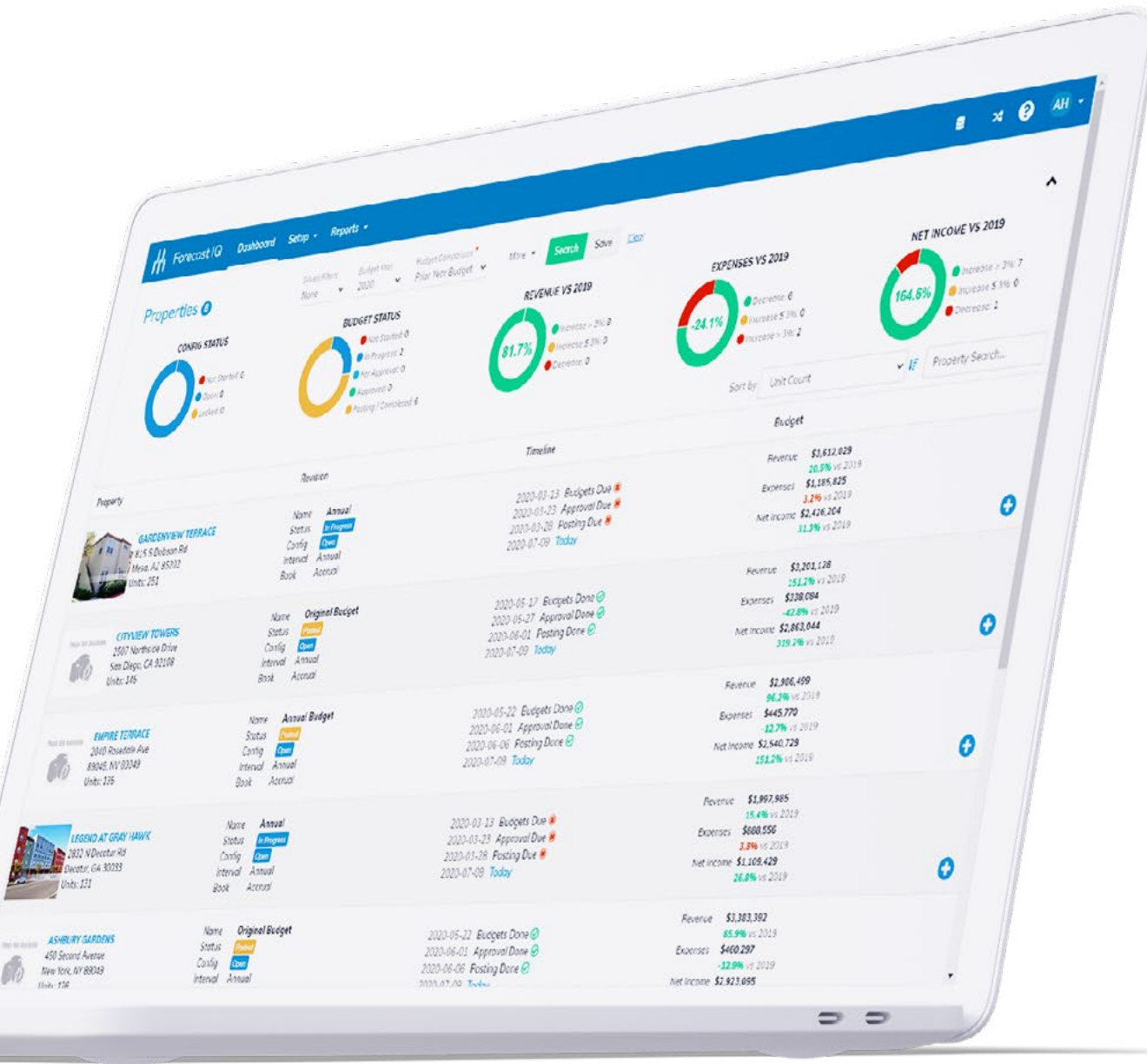
Model ancillary income and other charges to understand the potential impact on your revenue. Historical performance data is automatically pulled into the model to predict utilization percentages of rentable items like parking spaces and other non-rental income.

STREAMLINED WORKFLOWS

Streamline budgeting with workflow, versioning and collaboration tools. Each asset can be forecasted independently, facilitating cross-team collaboration. Use versioning and check-in and check-out functionality to control and view independent updates to the budget. Configurable workflows ensure the budget is routed through the proper approval process.

KEY FEATURES

- Revenue and expense budgets can be generated quickly using your historic Voyager GL with unit-level and lease-level data to predict revenue growth
- Collaboration tools include workflow and versioning controls
- Simple assumptions can be entered for key data points such as occupancy, rent growth, renewal rate, average days vacant and more
- Granular assumptions can be entered by month and unit type
- Standard and configurable calculations are included to consider the most common scenarios for residential revenue budgets such as rent, rentable items, application fees, late fees, concessions, loss to lease and more
- Custom calculations can be based upon occupancy, projected move-ins and move-outs, occupied units with pets or custom formulas
- Multiple budget revisions and re-forecasting
- Narratives and budget worksheets for manual overrides and budget entry
- Tracked changes tell you who made revisions and when
- Narratives can be created for comments and questions
- Calculated budget forecasts can be viewed by unit, unit type or GL account





Contact us at **(800) 866-1144** or email **sales@yardi.com** for a personalized demo and learn how Yardi Elevate can help you elevate your asset performance.

NOTICE: Design and content ©2020 Yardi Systems, Inc. All Rights Reserved. Yardi, the Yardi logo, and all Yardi product names are trademarks of Yardi Systems, Inc. Cover photo of The Nolo in Seattle, WA is used with the express permission of Pillar Properties. [MF Elevate 07/10/2020]